
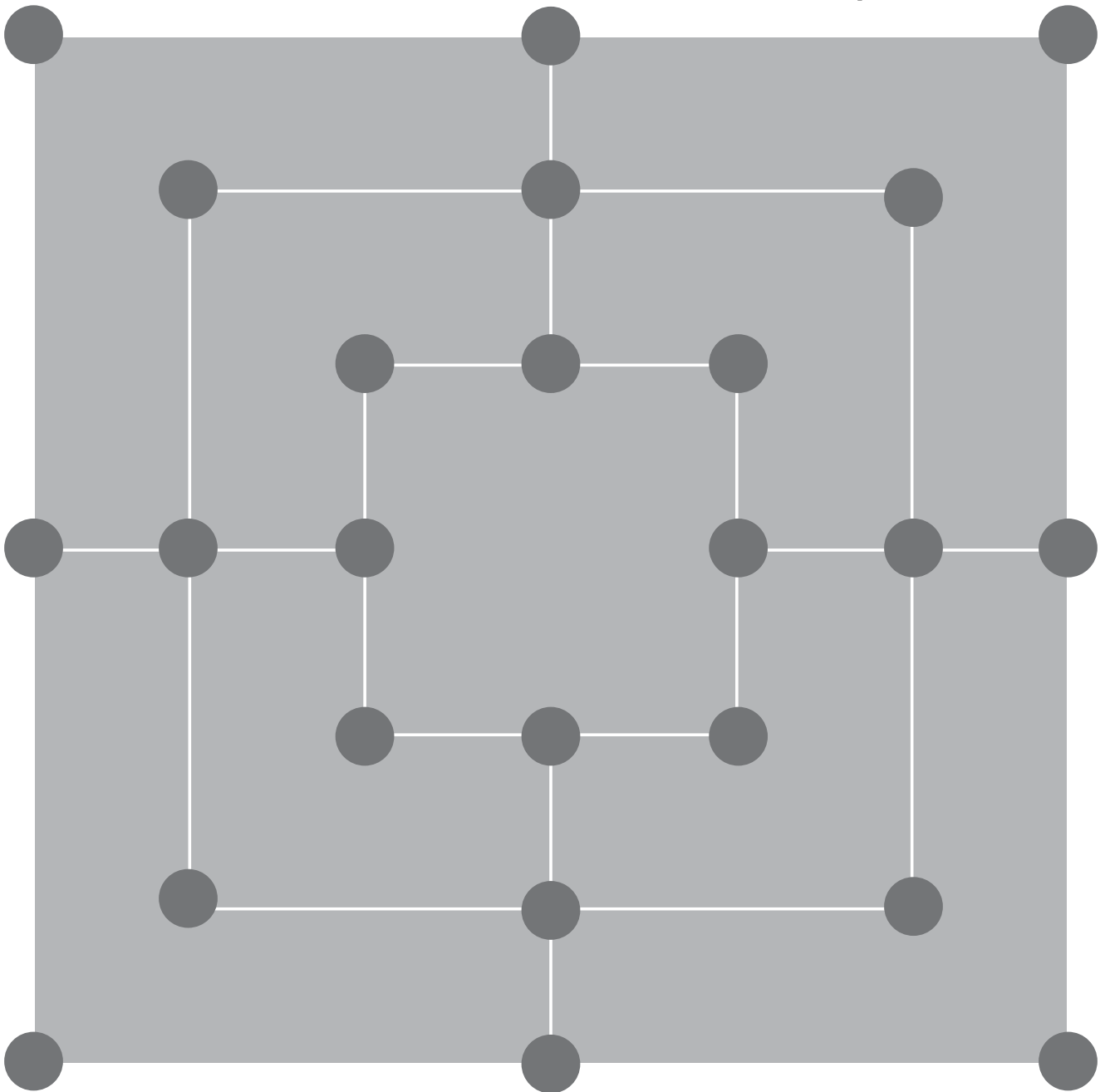





Nine Men's Morris

Here is a board to play **Nine Men's Morris**, and some **counters**. You can **cut this board to play**, or, you can **make your own** by **drawing** out the board on a piece of paper or card.



You can **cut out and use these counters**, each person gets **nine**.
Or, you can use **pebbles, counters, buttons or even shells**.



The game is played in three phases.

Phase 1

Each player takes turns placing their counter on one of the spots. Each player must try to make a 'mill', which is three pieces in a row, either horizontal or vertical.

When a player creates a mill, they can remove one of the opponents piece from the board.

Pieces cannot be taken from a mill, unless there are no other pieces available to take.

Phase 2

When all the pieces are placed on the board, players continue to take turns to create mills and to try and take away the pieces of the other player. A piece can only be moved to an empty place beside it, and pieces cannot jump.

Play continues like this until one player cannot move because they become blocked, and the player with the blocked pieces lose.

Or, one player has only three pieces left, which moves the game to phase three.

Phase 3

The player with the three pieces is now allowed to jump or 'fly' his piece to ANY spot on the board.

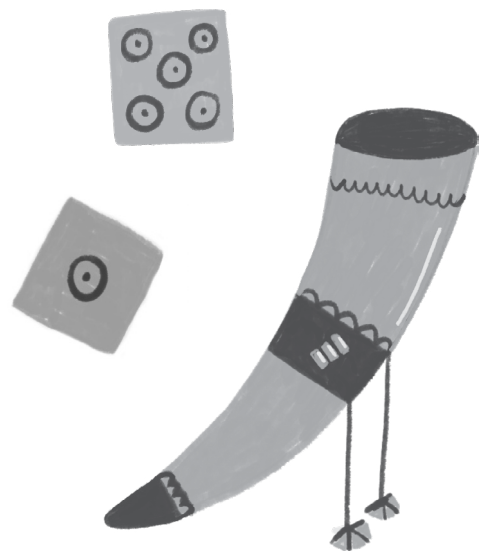
This continues until one player has only two pieces on the board left, in which they have lost the game.

Top tip

Most players will try to win by blocking an opponent's piece and stopping the game moving to phase three, as it can get tricky to defeat a player who is able to 'fly' their pieces!

Find out more

To find out more about **Nine Men's Morris** and other board games and pastimes in the past, make sure you check out our 'Pastimes; A trail of ancient board games and hobbies'. Download from www.museum.ie



museum

National Museum of Ireland
Ard-Mhúsaem na hÉireann

Archaeology